

Passion Project Booklet

Middles

Name: _____

INQUIRY LOG

Date	What I did today	What I think I will do next time

INQUIRY LOG

Date	What I did today	What I think I will do next time

Passion Project checklist

Tuning In

- ☐ Complete proposal
 - Passion Page - Wall
 - Choose my Passion Issue
 - KW- 'What I already know about my passion'
 - Create my questions
 - Set my personal learning goals
- ☐ Conference with teacher
- ☐ Sources of information
- ☐ Fill in the Calendar to show when I need to finish each part of my work

Finding Out

- ☐ Research the answers to my questions

Sorting out


- ☐ Complete Sorting out chart
- ☐ Decide how I will present my learning

Going Further

- ☐ Written text
- ☐ Digital Diary
- ☐ Artwork
- ☐ Oral presentation
- ☒ Taking action Response (Feelings, Facts, Puzzles and Promises)

The Proposal

Passion Page



Choosing My Issue/Passion

The passion I want to explore is _____

because _____

What do I wonder about it?

[illegible]

1. _____
2. _____
3. _____



□

1



While you are waiting, work on one of the TWITs.
(Twenty Wicked Incredible Tasks)


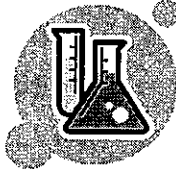







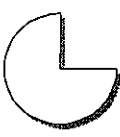



Goal Setting

May						
Monday	Tuesday	Wednesday	Thursday	Friday	Saturday	Sunday
(wk 2) 2	3	4	5	6	7	8
(wk 3) 9	10	11	12	13	14	15
(wk 4) 16	17	18	19	20	21	22
(wk 5) 23	24	25	26	27	28	29
(wk 6) 30	31					

June						
Monday	Tuesday	Wednesday	Thursday	Friday	Saturday	Sunday
		1	2	3	4	5
(wk 7) 6	7	8	9	10	11	12
(wk 8) 13	14	15	16	17	18	19
(wk 9) 20	21	22	23	24	25	26

Sources of Information

How am I going to find out the answers to my wonderings?

Communication		Texts	
Phone call 	Experiments 	Internet 	CD's/tapes  <small>The Ear</small>
Email an expert 	Interview 	CD-Roms 	Books 
Fax 	Surveys 	Television 	Video/ DVD 
	Visit (e.g. Zoo) 		

You must use at least one communication resource and one text resource and one of your own choice. (Circle pictures to show which resources you will use)



Time for a conference:

While you are waiting work on one of the TWITs.



Sorting Out Chart

Information Source	Question 1	Question 2	Question 3
Communication			
Text			
Your Choice			
Optional			

*** A Template of this page is located in your room number in a folder named **Inquiry**.

Open the template and save it as your name.



Time for a conference:

While you are waiting work on one of the TWITS



Requirements for Completion of Passion Project



Written Text

- ☐ booklet
- ☐ power-point
- ☐ Word document

With ...

- ☐ pictures of _____
- ☐ diagrams of _____

An Artistic Piece of work (Visual or Performing Arts)

- ☐ model
- ☐ diorama
- ☐ song
- ☐ dance
- ☐ role play
- ☐ painting
- ☐ other _____



Digital Diary

Photo 1: _____

Photo 2: _____

Photo 3: _____

You can have more photos if you like.

An Oral presentation



Remember to

- practise what you are going to say
- use of props
- eye contact
- speak loud and clear
- make it interesting!



Time for a conference:

While you are waiting work on one of the TWITs



Twenty Wicked Incredible Tasks (TWTs) to go on with while waiting for a Conference

1. Write an Acrostic Poem for your topic word.
2. Design a game show (e.g “Who wants to be a millionaire?”) about your topic.
3. Create an advertisement informing people about your topic.
4. Make a list of songs that relate to your topic.
5. Make a list of movies that relate to your topic.
6. Create a collage about your topic.
7. Make a mobile based on your topic.
8. Create a ‘Venn Diagram’ about two different aspects of your topic.
9. Create a diagram that explains how an aspect of your topic works.
10. Design the cover of a brand new magazine that is about your topic.
11. Create some ‘*what if*’ questions based on your topic, then answer them.
12. Create a comic strip based on your topic
13. Write a limerick about your topic.
14. Write a newspaper report about your topic.
15. Create a news/current affairs report about your topic.
16. Create an alphabet book from A-Z about your topic.
17. Play “Before and After” with a friend based on your topic words.
18. Work on your digital journal.
19. Write a letter to a person from outside St. explaining about passion projects and what you have learned about your topic.
20. Write a song about your topic based on another well-known song; e.g Twinkle, Twinkle or Baa, Baa Black Sheep.